

Shri Shivaji Vidya Prasarak Sanstha's
Late Karmveer Dr. P. R. Ghogrey Science College, Dhule.



FEEDBACK ANALYSIS & ACTION TAKEN REPORT 2021-22

INTERNAL QUALITY ASSURANCE CELL

2021-2022

ACKNOWLEDGEMENT

I expended deep sense of gratitude to Principal **Dr. M. V. Patil** for supporting and giving me the opportunity to work as IQAC Coordinator. I extend my thank to Coordinator and all the members of Feedback committee for their support and for creating Google forms and sharing with students. I also thank all **HODs, Teaching and non-teaching staff** of the college in supporting data collection process from students.


Mr. A. S. Biraris
Assistant Professor & Coordinator, IQAC,
Shri Shivaji Vidya Prasarak Sanstha's,
Late Karmveer Dr. P. R. Ghogrey Science College, Dhule.

INTRODUCTION:

Shri Shivaji Vidya Prasarak Sanstha's, Late Karmveer Dr. P. R. Ghogrey Science College, is situated in Dhule. It is affiliated with Kavayitri Bahinabai Chaudhari North Maharashtra University, Jalgaon. The college offer various courses like B.Sc.at Under Graduation level and M.Sc. at Post-Graduation level. Presently, over 2176 students are studying in college. The Internal Quality Assurance Cell (IQAC) of the College has continuously been working on quality improvement and the betterment of student learning experiences. In order to analyze the lag areas of the college and scope for further improvement, feedback from various stakeholders have been received. This report focuses on the feedback of students on Syllabus and Teachers.

DATA COLLECTION AND ANALYSIS

These feedbacks were collected and collated in the Department level / Institution level and important suggestions / comments / remarks given by the students for enhancing the curriculum & syllabi and other administration activities shall be considered for further course of action. An effort was made to receive feedback from all students of the college. For this purpose, a google form was created and sent to students. As many as 465 responses have been received. In order to arrive to comprehensive results, useful statistical tools like percentage, etc. have been used. For the effective presentation of the data, various types of graphs have been used.



Shri Shivaji Vidya Prasarak Sanstha's
L.K. Dr. P.R. Ghogrey Science College, Dhule.

Vidyanagari, Deopur, Dhule - 424 005 (M.S.) India

Star College Status By DBT "COLLEGE WITH POTENTIAL FOR EXCELLENCE"

PRINCIPAL - **DR. M. V. PATIL** (M.Sc., Ph.D.)

1.4.2 Feedback Analysis And Action Taken Report Of The College On Feedback Report 2021-22

The Feedback Analysis Committee of the college designs and collects feedback from its stakeholders to monitor and evaluate its performance quality on curriculum and curriculum related issues. The feedback forms were collected from students, teachers, employers and alumni. The feedback targets following different content for different stakeholders.

- For students, it addressed curriculum and its learning related issues in terms of quality, competence, skills and professionalism. This feedback also considers other issues like delivery of curriculum by teachers.
- For teachers, the feedback addressed issues like suitability the course and its need base, outcomes of the curriculum, relationship with course content and corresponding reference material, availability of reference materials in terms with curriculum, evaluation methods and curriculum delivery, etc.
- For employers, it addressed issues like general communication skills, developing solutions to real life problems, working in a team, creative challenges to challenges, organization skills, learning of new techniques, integration of technology for work as learnt through the curriculum.
- For alumni, it aimed for responses on adequateness of courses curriculum, sufficiency of syllabus content in context of current professional standards and curriculum design in context of development of self-directed learning and problem solving approach.

The feedback collected is annually and sent it to the respective authorities for the actions.

I : Feedback from Students:

<u>Feedback</u>	<u>Action taken</u>	<u>Impact</u>
Content of syllabi needs enhancement in terms of quality.	<p>Formal instructions were circulated to all Head of departments through competent authority for addressing the issue of enrichment of content in the syllabus.</p> <p>All the teachers were notified about the issue and they were encouraged and enriched the curriculum with more appropriate teaching-learning methods and techniques.</p>	Subsequent application by teachers was observed and efforts were effective.
Depth of the course content needs to be increased for achieving the expected Course Outcomes.	<p>Formal instructions were circulated to all departments through competent authority for addressing the issue of attainment of COs & Pos.</p> <p>Teachers were informed to keep check on the attainment of course outcomes.</p>	Teachers made students familiar with ideas of POs and COs and their expected outcomes.
Applicability/relevance of curriculum in real life situations can be increased	Formal instructions were circulated to all departments through competent authority for addressing the issue of applicability of the curriculum.	Teachers made efforts to relate the curriculum with real life situations.
More practical training sessions are desired by the students	Formal instructions were circulated to all departments through competent authority for addressing the issue of increasing practical training sessions.	Teachers paid more attention to practical sessions and made their teaching more experiential.

II Feedback from Teachers:

<u>Feedback</u>	<u>Action taken</u>	<u>Impact</u>
Suggested that syllabi should be need based	Formal instructions were circulated to all constituent colleges through competent authority for addressing the issues suggested by the teachers through feedback	The details of the feedback were received by the heads of constituent colleges and appropriate awareness was created
Teachers should have the freedom to adopt innovative techniques/strategies of teaching such as seminar presentations, group discussions etc	Formal instructions were circulated to all constituent colleges through competent authority for addressing the issues suggested by the teachers through feedback	The details of the feedback were received by the heads of constituent colleges and appropriate awareness was created. Teachers were encouraged to adopt more innovative techniques and strategies for teaching.

III Feedback from Employers:

<u>Feedback</u>	<u>Action taken</u>	<u>Impact</u>
Suggestion to enhance general communication skills	Formal instructions were circulated to all constituent colleges through competent authority for addressing the issues suggested by the employers. Teachers were given instructions to ensure enhancement of communication skills of the students.	Teachers incorporated stress on the issues of improvement of communication skills of the students in their teaching of curriculum.

Suggestion to promote work environment for team work	Formal instructions were circulated to all constituent colleges through competent authority for addressing the issues suggested by the employers. Teachers were given instructions to ensure promotion of work environment in the form of team work.	Teachers encouraged students to work in team and positive results of working in a team are visible.
--	--	---

IV Feedback from Alumni:

<u>Feedback</u>	<u>Action taken</u>	<u>Impact</u>
More exposure to field visits in curriculum	Formal instructions were circulated to all constituent colleges through competent authority for addressing the issue. All the teachers were notified about the issue and they were encourages to have more field visits as a part of their curriculum.	Teachers paid more attention to have more field visits and thus gave exposure to students for field visits.
Evidence based practical demonstration	Formal instructions were circulated to all constituent colleges through competent authority for addressing the issue.	Teachers paid more attention to gave more attention for Evidence based practical education

Students Feedback Analysis Report 2021-22

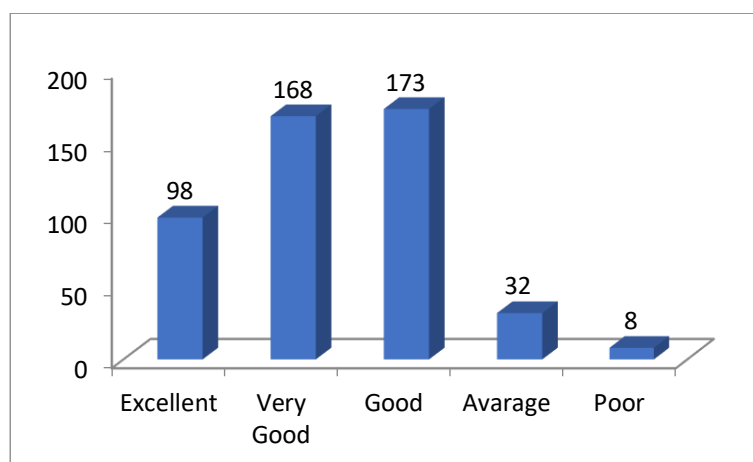
The Feedback Analysis Committee of the institution designs and collects feedback from its stakeholders to monitor and evaluate its performance quality on curriculum and curriculum related issues. The feedback forms were collected from students on several aspects of curriculum and its learning related issues in terms of quality, competence, skills and professionalism. This feedback also considers other issues like delivery of curriculum by teachers.

The report of feedback analysis is submitted to Vice Chancellor/Pro-Vice Chancellor of the University than the feedback report was forwarded to IQAC for necessary action and thereafter the analysis is shared with all constituent colleges, heads and they are instructed to take necessary measures and actions as to comply with the issues raised by the learners.

STUDENT FEEDBACK:

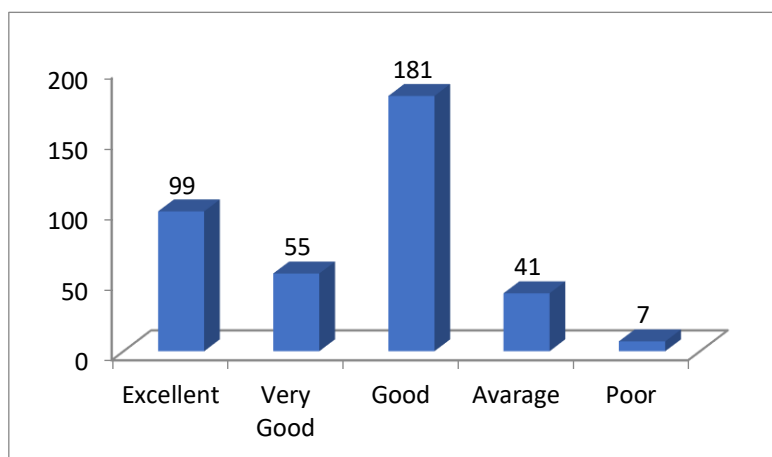
a. Average of the overall statement of student satisfaction pertaining to the curriculum that is designed so as to enhance employability.

curriculum that is designed so as to enhance employability.	Excellent	Very Good	Good	Average	Poor	Total
No. of Response	98	168	173	32	08	479
% of Response	20.45	35.07	36.11	6.05	1.87	100



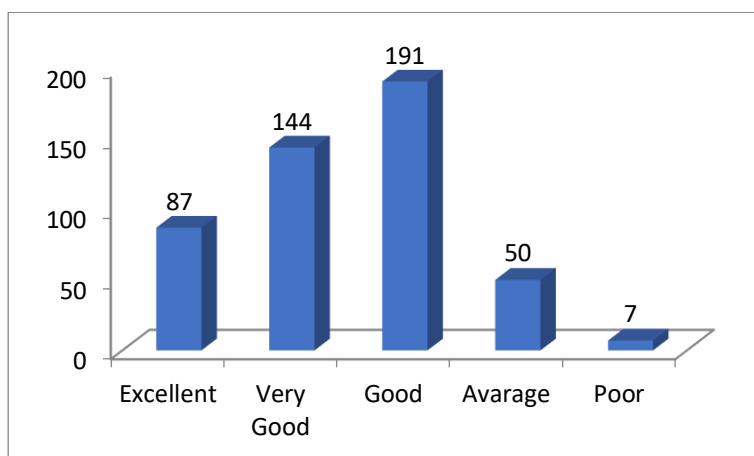
b. Average of the overall statement of student satisfaction pertaining to the relevance of the units in Syllabus

The relevance of the units in Syllabus.	Excellent	Very Good	Good	Average	Poor	Total
No. of Response	99	55	181	41	07	383
% of Response	25.84	14.36	47.25	10.70	1.85	100



c. Average of the overall statement of student satisfaction pertaining to the depth and level of difficulty of syllabus regarding to the capacity of the student.

Depth & difficulty level of syllabus regarding to the capacity of the student.	Excellent	Very Good	Good	Average	Poor	Total
No. of Response	87	144	191	50	07	479
% of Response	18.16	30.06	39.87	10.43	01.46	100



d. Average of the overall statement of student satisfaction pertaining to the courses studied by you regarding enhancement in your knowledge as well as your skills and capabilities

Courses taught to enhance Knowledge, Skill & capabilities	Excellent	Very Good	Good	Average	Poor	Total
No. of Response	106	165	169	33	10	483
% of Response	21.94	34.16	34.98	6.83	02.07	100



e. Average of the overall statement of student satisfaction pertaining to the system adapted for assessment and evaluation process with respect to fair and unbiased means

System adapted for assessment & evaluation with respect to fair & unbiased means.	Excellent	Very Good	Good	Average	Poor	Total
No. of Response	102	134	207	39	07	489
% of Response	20.85	27.40	42.33	07.97	01.43	100



f. Average of the overall statement of student satisfaction pertaining to the use of modern teaching aids, power point presentations, web-resources, e-content etc. that are used by your teachers while teaching

Use of modern teaching aids ppt, e-content, web resources etc.	Excellent	Very Good	Good	Average	Poor	Total
No. of. Response	101	157	165	53	16	492
% of Response	20.52	31.91	33.53	10.77	03.25	100



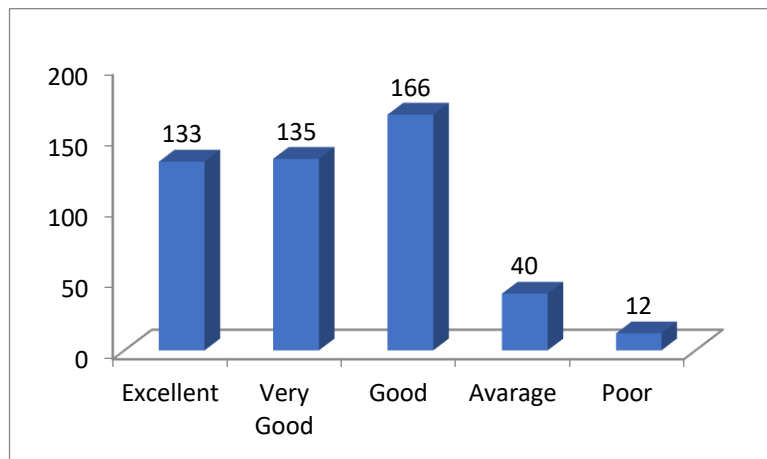
g. Average of the overall statement of student satisfaction pertaining to the teacher efforts to inculcate soft skills in the students

Efforts of teacher to inculcate soft skills in students	Excellent	Very Good	Good	Average	Poor	Total
No. of. Response	122	148	153	34	08	465
% of Response	26.23	31.82	32.90	07.31	01.72	100



h. Average of the overall statement of student satisfaction pertaining to the teacher efforts to encourage the students to participate in extra-curricular, co-curricular activities and research project

Efforts of teacher to encourage students participating in extra-curricular, co-curricular & research activities	Excellent	Very Good	Good	Average	Poor	Total
No. of Response	133	135	166	40	12	486
% of Response	27.36	27.77	34.15	08.23	02.46	100



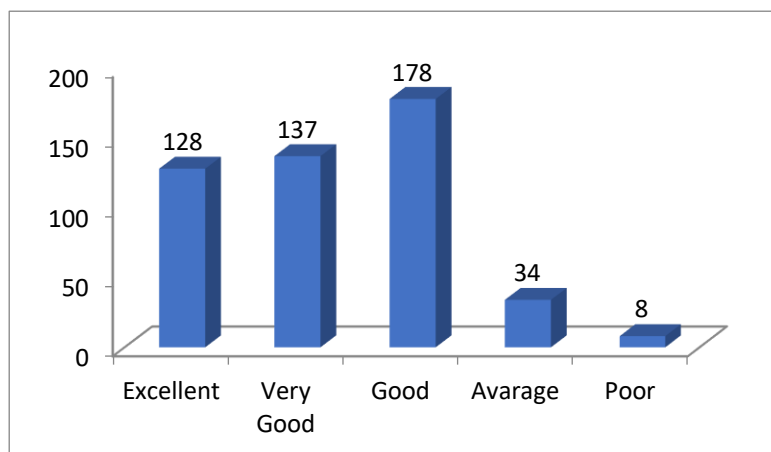
i. Average of the overall statement of student satisfaction pertaining to teachers efforts to guide the students for overall personality development of the students

Efforts of teacher to guide the students for overall personality dev. Of students	Excellent	Very Good	Good	Average	Poor	Total
No. of Response	124	146	171	31	07	479
% of Response	25.88	30.48	35.69	06.47	01.46	100



j. Average of the overall statement of student satisfaction pertaining to the role of college regarding opportunities to learn , grow and become responsible citizen of India

Role of college regarding to learn grow & become responsible citizen of India.	Excellent	Very Good	Good	Average	Poor	Total
No. of Response	128	137	178	34	08	485
% of Response	26.39	28.24	36.70	07.01	01.64	100



Summary of Student Feedback:

Sr	Particulars	Excellent	Very Good	Good	Average	Poor	Total Response
a.	Curriculum that is designed so as to enhance employability.	98	168	173	32	08	479
b.	The relevance of the units in Syllabus	99	55	181	41	07	383
c.	Depth & difficulty level of syllabus regarding to the capacity of the student.	87	144	191	50	07	479
d.	Courses taught to enhance Knowledge, Skill & capabilities	106	165	169	33	10	483
e.	System adapted for assessment & evaluation with respect to fair & unbiased means.	102	134	207	39	07	489
f.	Use of modern teaching aids ppt, e-content, web resources etc.	101	157	165	53	16	492
g.	Efforts of teacher to inculcate soft skills in students	122	148	153	34	08	465
h.	Efforts of teacher to encourage students participating in extra-curricular, co-curricular & research activities	133	135	166	40	12	486
i.	Efforts of teacher to guide the students for overall personality dev. Of students	124	146	171	31	07	479
j	Role of college regarding to learn grow & become responsible citizen of India	128	137	178	34	08	485
	Average no. of Students respondents						472